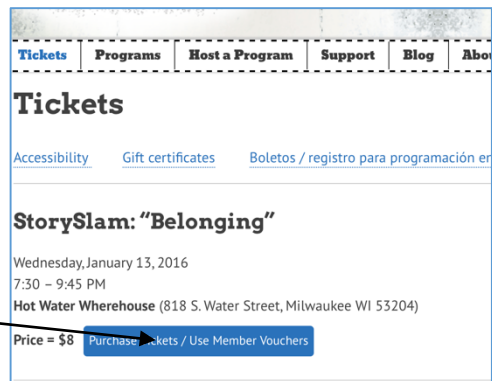


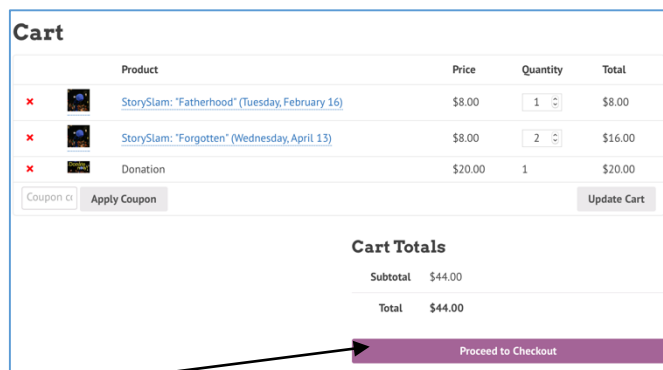
Using your Ex Fabula membership credit

Megan's fast and sloppy guide

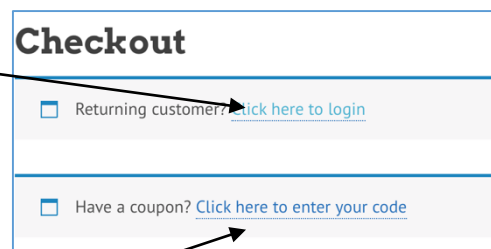
1. Go to www.exfabula.com/tickets
(or just go to home page and click on Tickets)
2. Click on the button for the item(s) you want.
3. Select the number and click "Add to cart".



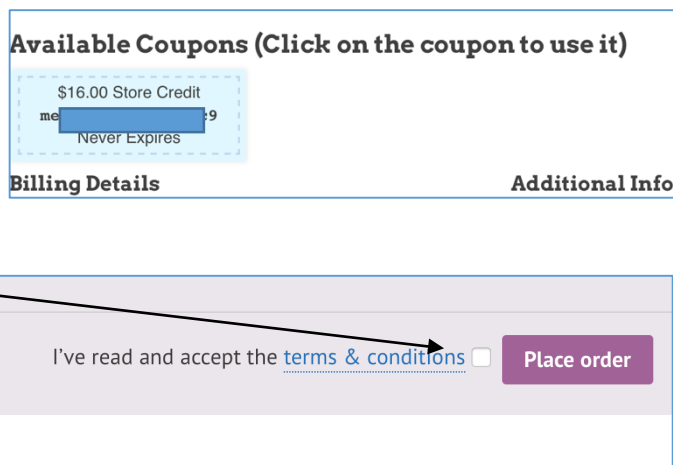
4. The screen will refresh.
You can then:
 - repeat steps 1 to 3 for any additional items you'd like
 - or click "View cart" (button at top of page).



5. On the cart screen, review your full order and then click "Proceed to checkout"
6. In Checkout, you'll want to log in so you don't have to re-enter your information.
 - a. We recommend clicking the "remember me" option.
 - b. If you lose your password, there is an option to reset.



7. Then, you can click on the link by "Have a coupon" to see what member credit you have left.
 - a. To apply the coupon, click on it. To the right, you'll see an example of what a coupon looks like.
 - b. Finally, scroll down to the bottom of the page, click the box and place your order!



Problems along the way? Email megan@exfabula.com or call 414-530-3503. I know the system is not quite perfect, but we're making a series of small updates to improve it. Thanks for understanding!